

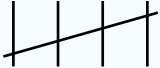
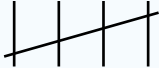
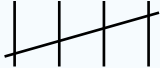



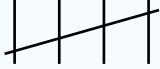



NAME _____

DATE _____

DATA AND GRAPHS

Record data with tally charts, picture graphs tables.

How many pencils do you have?	How many erasers do you have?	How many books do you have?	How many pens do you have?
			
			

Answer your own questions.

1. How many _____ do you have? (Pick the item you have the least of) ____.
2. How many _____ do you have? (Pick the item you have the most of) ____.
3. Together, how many pencils and erasers do you have? ____.
4. Write and answer two more questions using the data you collected.